

## Bartlett Hosts Sentinel Plant Network Workshop for Southern Region

*Rachel McCarthy, Department of Plant Pathology and Plant-Microbe Biology, Cornell University and Dan Stern, American Public Gardens Association*

On March 28–29, the Sentinel Plant Network (SPN) hosted its fourth training workshop for public garden professionals in the southeastern

part of the U.S. The southeastern SPN education team was made up of Dan Stern, SPN Manager for the American Public Gardens Association (APGA), Rachel McCarthy and Amanda Hodges from the NPDN and Casey Sclar, APGA’s Interim Executive Director. As with all of the SPN workshops local

experts head up the pest walk activities and present on the region’s significant pathogens and pests. For these activities we were pleased to have Dr. Steve Frank, extension entomologist from North Carolina State University (NCSU) and Dr. Kelly Ivors from the Department of Plant Pathology, NCSU.

Twelve SPN member gardens from Georgia, Florida, Mississippi, North Carolina, Pennsylvania, Virginia and Washington D.C. participated in the workshop. In addition, Nick Singh, diagnostician from Louisiana State University and Kassie Conner,

diagnostician from Auburn University attended the workshop and brought a diagnostician’s perspective to the discussions. Craig Morell from Pincrest Gardens had this to say about his SPN workshop experience, “Outstanding hospitality and excellent setting, and a tremendous collective of intellectual fire power all in one place for a set of common goals brilliantly executed and ready for people to implement their techniques right away.” It was also nice to have Colette Jacono, USDA-APHIS-PPQ Montgomery Botanical Center participate in the program, “I really appreciated the camaraderie at this meeting....everyone was ‘on the same page’ and had something to contribute.”

One difference between this workshop and those held previously was that our host facility was an arboretum as well as an NPDN diagnostic laboratory. The Bartlett Tree Research Laboratories and Arboretum, situated on approximately 400 acres in Charlotte, North Carolina, was the perfect site for such a workshop



Steve Frank points out ambrosia beetles during the pest walk activity. Photo courtesy of Rachel McCarthy, Cornell University.

### Issue Highlights

- Diag tip — pachysandra host for boxwood blight
- Boxwood blight found in OH
- National Repository new option for Sentinel Plant Network data
- PDIS — uploading Sentinel Plant Network data
- *In Regional News:* ACP and new Federal Order for CBS

and Greg Paige, the arboretum curator, and the Bartlett staff, were gracious hosts. Not only was the setting stunning but it offered a unique insider view to an NPDN diagnostic laboratory.

Eric Honeycutt and Lorraine Graney gave an overview of the Bartlett lab, walked participants through sample processing and how samples get entered into their database system. They finished up with great photos, interesting

samples currently in the lab and a tour of their diagnostic facilities.


Amanda Hodges is working with Colette Jacono, USDA-APHIS-PPQ, to offer a similar workshop for public gardens in Florida at the Montgomery Botanical Center in April. The fifth regional SPN workshop will be held in Dallas, TX, May 31–June 1. For more information please contact Rachel McCarthy ([rachel.mccarthy@cornell.edu](mailto:rachel.mccarthy@cornell.edu)). 🌿

## Diagnostic Updates

### What Do Pachysandra and Boxwood Have in Common?

Contributed by  
Gail Ruhl,  
Plant & Pest  
Diagnostic  
Lab, Purdue  
University

Source: Sharon  
Douglas, the  
Connecticut  
Agricultural  
Experiment



[www.ct.gov/caes/cwp/view.asp?Q=500388&A=3756](http://www.ct.gov/caes/cwp/view.asp?Q=500388&A=3756)

Plant pathologists at the Connecticut Agricultural Experiment Station recently identified *Pachysandra terminalis* (common names: pachysandra, Japanese spurge) as a new host of *Cylindrocladium pseudonaviculatum*, the fungus that causes Boxwood Blight. Healthy pachysandra plants were inoculated with spores of *C. pseudonaviculatum* and lesions developed on the leaves ten days after inoculation. Three weeks after inoculation, many of the leaves with lesions yellowed and dropped. Heavy sporulation of the fungus was

observed. This raises significant concerns about pachysandra as a potential source of inoculum for infection of boxwood and vice versa. 🌿



Pachysandra with leaf lesions (photo top). Sporulation on lower leaf surface (photo bottom). Photos by J. A. LaMondia, courtesy of the Connecticut Agricultural Experiment Station.



Details on how to upload the data using the notes field were provided in the January newsletter.

## New Program Option for Sentinel Plant Network Data

Mike Hill, CERIS, Purdue University, Sherri Clark, DDDI, University of Georgia and Eileen Luke, CERIS, Purdue University

The IT committee recently approved changes for version 4.2 of the upload XML schema during the March 20<sup>th</sup> call. These changes were made to support uploading Sentinel Plant Network data by using the existing Program field option. The following two changes were made to the Program field as a result of these changes.

1. Renamed existing option for ipmPIPE plot data from "sentinel plot program" to "ipmPIPE plot data" to avoid confusion between the ipmPIPE and Sentinel Plant Network programs.
2. Added new option named "sentinel plant network public gardens" for identifying Sentinel Plant Network records.

Listed below are examples on how to enter this data into the National Repository along with an example of how to enter this data using the notes field in the DDDI lab management system. PDIS users can refer to the article that follows this one for examples of how to upload the data.

It is important to note that if you are using the Notes field to identify the record as Sentinel Plant Network data you must enter the value exactly as **SPN-DATA**. The software at the National Repository is searching for that exact

**New Record**

Diagnostic Lab	Sample ID	Diagnosis Number
9995 CERIS Test Data	CE9995000011	1

Phase 1 | Phase 2 | Nematode

Subm. Purpose | Terrain | Exposure | Museum | Situation | Field Incidence | Num. Traps | Density

Program | Moisture | Aspect | Distribution | Elevation | 1s: Observed Date | Trap Service Date

Insect Life Stage | Insect Status | Insect Activity | Obs. Symptoms

1st instar  adult  eggs  larvae  nymph  pupae

alive  dead  parasitized  unknown

eating  laying eggs  resting

blight  damping off  fruit/vegetable rot  general bleached  general yellowing

canker  defoliation  galls  general browning  gum/slime/ooze/wet wood

cracks  dieback  general blackening  general reddening  interveinal blackening

Figure 1: National Repository Example using Program field

These changes have already been implemented in the National Repository and will be implemented in the lab management systems and regional centers as time permits. In the meantime, labs can upload this data using the diagnostic notes or sample notes fields if the program feature is not available.

string and will update the program field accordingly based on the matches it finds. DDDI lab administrators may consider adding a field for PROGRAM to easily identify samples submitted via the Sentinel Plant Network. This



**Submit a Sample**

- Entomology
- Plant Pathology

**Search for Samples**

Go To

- Search Samples
- Submitted by sherril clark
- Evaluated by sherril clark
- Recently Submitted
- Not Evaluated/Finalized
- Samples to which you have access

**Your Account**

- Manage Your Account
- Change Your Password

**Administrative Tasks**

- Account Management
- Broadcast Email
- Diagnostic Assignments
- Reporting

**Help and Support**

- Contact System Administrator

Welcome

Logout

---

**Sample Evaluation for Entomology** [Go Back](#)

Evaluate this sample

NOTE: An "\*" by the form element indicates the field is required.

\*Lab Number (last # in system: 2011 0295)

\*State and County  [Edit State/County](#)

\*Date Diagnosed

\*Date Sample Received

Date Sample Collected

\*Diagnostic Lab or Location

\*Associated Host (WPDN): [search](#)

Sample Notes to WPDN

Diagnostic Notes to WPDN

\*Forward to WPDN?  YES  NO [What is the WPDN?](#)

\*Primary Diagnosis or Identification: [search](#)

\*Diagnostic confidence level: (WPDN)

\*Lab Method (WPDN)

Second Diagnosis or Identification: [search](#)

\*Diagnostic confidence level: (WPDN)

Figure 2: DDDI Example using Diagnostic Notes field

modification will be implemented for those states that choose to add the field. Otherwise, use of the DIAGNOSTIC NOTES field, identified as "Notes", "Diagnostic Notes", "Notes to SPDN", "Notes to WPDN", etc. may be used to identify samples associated with this program.

Please contact your lab management system administrator if you have any questions on how to upload this data to NPDN. National Repository questions can be sent directly to Mike Hill ([mikehill@purdue.edu](mailto:mikehill@purdue.edu)) or Eileen Luke ([lukee@purdue.edu](mailto:lukee@purdue.edu)). DDDI questions can be directed to Sherri Clark ([sherrimc@uga.edu](mailto:sherrimc@uga.edu)). 🌿

### Boxwood Blight Confirmed in Ohio

The Ohio Department of Agriculture (ODA) announced the discovery of boxwood blight in Lake County in northeast Ohio. This is the first detection of boxwood blight in Ohio.

Read the article in Nursery Management [here](#).

Visit the NPDN homepage at [www.npdn.org](http://www.npdn.org) for more information on specific Program Area Committees.  
Login and password required

### DIAGNOSTICS COMMITTEE

#### Diagnostics Committee

Anne Vitoreli, Committee Chair, University of Florida, Department of Plant Pathology

The Diagnostics Committee held a conference call on March 15, 2012, and the following agenda items were discussed:

- Training updates
- Bugwood Images
- Yearly accomplishments

- SOP updates
- Proficiency panels/sample coordination

Please refer to the Diagnostics Committee website, [www.npdn.org/diagnostics](http://www.npdn.org/diagnostics), for complete minutes of this meeting. The next conference call will be held on April 12, 2012.

### EXERCISE COMMITTEE

#### Exercise Committee

Sharon Dobesh, Program Area Manager/Committee Chair, Kansas State University, Department of Plant Pathology

The NPDN Exercise Committee has approved an updated version of the Exercise SOP dated March 13, 2012 which includes the new routing information since the NIS lab merger occurred last fall. It can be viewed at [www.npdn.org/exercise\\_resources](http://www.npdn.org/exercise_resources) or on the Diagnostics Committee page. The major

changes can be found in sections 2d and 2i. The Exercise committee would like to thank Joel Floyd for his assistance with these changes. If you have any comments or questions regarding the changes to the Exercise SOP, please contact Sharon Dobesh, [sdobesh@ksu.edu](mailto:sdobesh@ksu.edu).

### NATIONAL DATABASE

#### National Database Committee

Nancy Gregory, Committee Chair, University of Delaware, Department of Plant and Soil Sciences

Following the last newsletter, the Database Committee held a conference call on March 21, 2012. Topics included ipmPIPE and Sentinel Plant Network Public Garden data, the Generic Other list and insect pest lists. The One Name for Fungi proposal was discussed.

Please refer to the website [www.npdn.org/national\\_database](http://www.npdn.org/national_database) for complete minutes (login and password is required).

The next meeting will be held on May 9, 2012.

### TRAINING EDUCATION

#### Training and Education Committee

Dick Hoenisch, Committee Chair, University of California at Davis, Department of Plant Pathology

The Training and Education Committee conducted a conference call on March 19, 2012, and the following agenda items were discussed:

- Module review update
- Main contacts for First Detector presentations
  - Growers' groups
  - State Departments of Ag

- Master Gardeners
- DNR
- Nurseries
- County Extension Educators/Agents
- Modules spanish translation and review

The next meeting will be held on Monday, April 23, 2012.

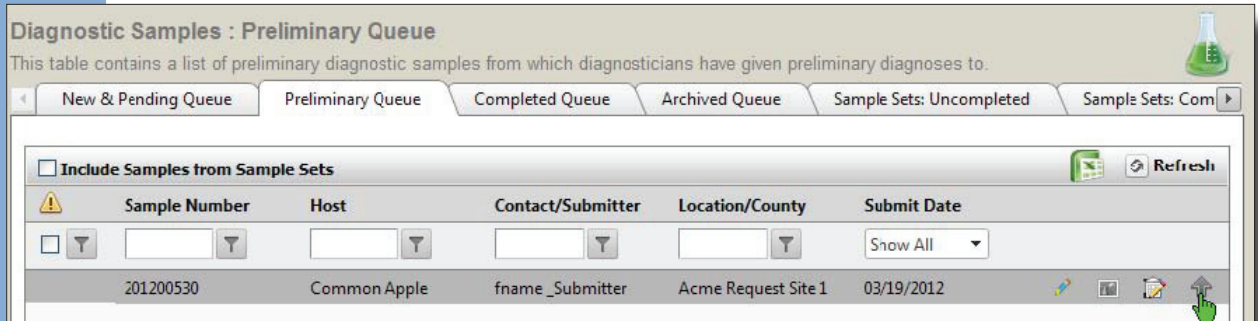


## Uploading Sentinel Plant Network Data

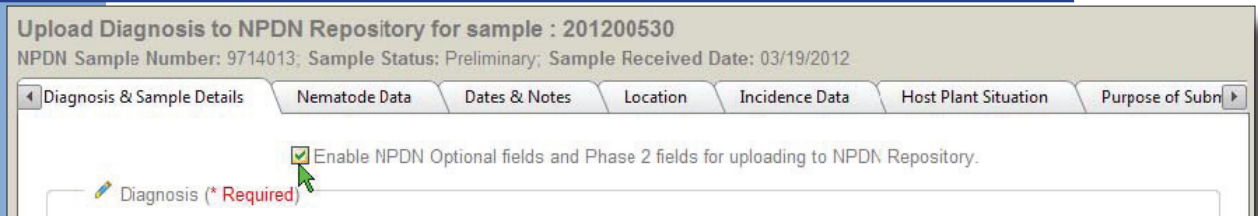
Judy Dizon, PDIS, Kansas State University

Diagnosticians now have the option to upload Sentinel Plant Network Data to the National Repository. There are two ways:

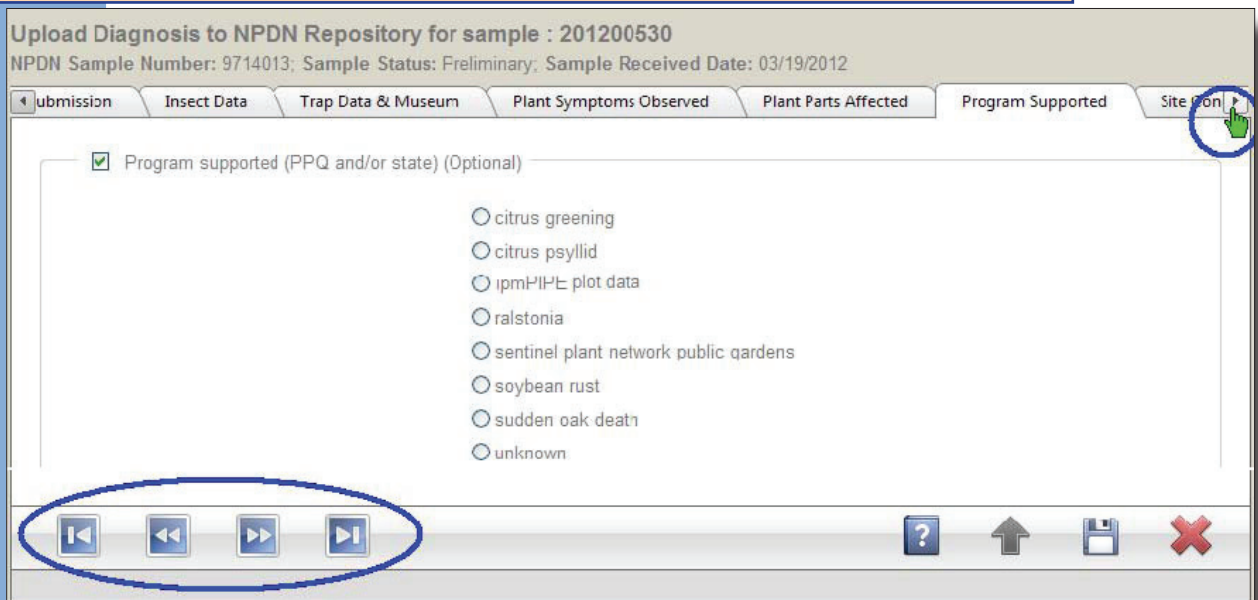
1. From the Sample Queues page
  - a. Select a Sample Queue from the Diagnostics Menu (Diagnostics: <Lab Name> à Sample Queues)
  - b. Click on the upload icon of the selected diagnostic sample



- c. Mark the option "Enable NPDN Optional fields and Phase 2 fields for uploading to NPDN Repository"



- d. Navigate to the "Program Supported" Tab by using either the horizontal scroll or the navigation buttons



- e. Select the “sentinel plant network public gardens” option then click on the upload button (NOTE: The grey button will turn into green when the sample gets uploaded)

**Upload Diagnosis to NPDN Repository for sample : 201200530**  
 NPDN Sample Number: 9714013; Sample Status: Preliminary; Sample Received Date: 03/19/2012

Submission | Insect Data | Trap Data & Museum | Plant Symptoms: Observed | Plant Parts Affected | Program Supported | Site Con

Program supported (PPQ and/or state) (Optional)

- citrus greening
- citrus psyllid
- ipmPIPE plot data
- ralstonia
- sentinel plant network public gardens
- soybean rust
- sudden oak death
- unknown

Navigation icons: back, forward, search, upload, save, close

2. From the Sample Dashboard page
  - a. Select a Sample Queue from the Diagnostics Menu (Diagnostics: <Lab Name> @ Sample Queues)
  - b. Click on the edit icon of the selected diagnostic sample

**Diagnostic Samples : Preliminary Queue**  
 This table contains a list of preliminary diagnostic samples from which diagnosticians have given preliminary diagnoses to.

New & Pending Queue | Preliminary Queue | Completed Queue | Archived Queue | Sample Sets: Uncompleted | Sample Sets: Com

Include Samples from Sample Sets Refresh

Sample Number	Host	Contact/Submitter	Location/County	Submit Date
201200530	Common Apple	fname_Submitter	Acme Request Site 1	03/19/2012

Navigation icons: back, forward, search, edit, save, close

- c. Select “Lab Form” from the Task List. Choose an option for the “Program supported” field and click on the save button. NOTE: The “Program supported” option will be available on this interface if it is saved as part of your laboratory’s lab form questions. Refer to your respective lab settings under the Administration Module)

See screenshot on page 8...



Continued from page 7...

Sample# 201200530 (Submitter:fname \_Submitter;;Host:Common Apple)  
NPDN No.: NFDN-9996-9714013; Checked-In By: User1 \_Diagnostician; Status: Preliminary ; Submit Date: 3/19/2012

List of Tasks

- Contacts / Submitter
- Lab Form
- Images
- Transfer Sample
- Diagnosis & NPDN Upload
- Diagnostician/Consultant & Comments
- Reports
- Referrals
- Invoices
- Advanced NPDN Upload
- Replicate Current Sample
- Correspondence History
- View Sample Summary
- Close Current Sample Dashboard

Sample Navigator

NOTE: Use the navigation buttons below to navigate through all the samples found in this queue.

Navigate to Sample #:

Lab Form

- Wilted
- excretions Cast skins
- Other

Program supported

- citrus greening
- citrus psyllid
- ipmPIPE plot data
- ralstonia
- sentinel plant network public gardens
- soybean rust
- Buds
- Bulbs/rhizomes
- Crown
- Flowers
- Fruit/seed
- Growing Tips
- Leaves, Lower Surface
- Leaves, Upper Surface
- Petiole
- Roots
- Stem/stalk
- Trunk
- Other

relative to mean sea level

Print Save

d. Select "Diagnosis & NPDN Upload" from the Task List then mark the "Include NPDN Phase 2 fields in the upload" option. Click on the upload button. (NOTE: The grey button will turn into green when the sample gets uploaded)

Sample# 201200530 (Submitter:fname \_Submitter;;Host:Common Apple)  
NPDN No.: NFDN-9996-9714013; Checked-In By: User1 \_Diagnostician; Status: Preliminary ; Submit Date: 3/19/2012

List of Tasks

- Contacts / Submitter
- Lab Form
- Images
- Transfer Sample
- Diagnosis & NPDN Upload
- Diagnostician/Consultant & Comments
- Reports
- Referrals
- Invoices

Diagnosis PIPE Information Report Diagnosis

Include NPDN Phase 2 fields in the upload

+ New Diagnosis/ID + New Nematode/ID Refresh

P	Common Name	Taxonomic Name	Genus	Species	SSP
<b>Host/Habitat</b>					
	Common Apple	Malus sylvestris			
<b>Diagnosis/ID</b>					
●	Apple Blossom Wilt	Sclerotinia laxa	Confirmed	Confirmed	--

This sample has not been uploaded to the National Repository. Click the arrow to upload the sample.





## Regional News

### APHIS Expands the Regulated Area for Citrus Black Spot

On March 16, the Animal and Plant Health Inspection Service (APHIS) announced that it issued a revised Federal Order to expand the regulated area in Florida for *Guignardia citricarpa*, the causal agent of citrus black spot

(CBS). Due to additional detections of CBS during ongoing surveys conducted by APHIS and the Florida Department of Agriculture and Consumer Services, Division of Plant Industry (DPI), the regulated area will expand by eight sections in Collier County and 31 sections in Hendry County. This action is effective immediately.

Read the [official announcement and Federal Order](#). 



### 2012 GPDN Webinar Series

Sharon Dobesh, Department of Plant Pathology, Kansas State University

The GPDN 2012 Webinar series is underway and goes through April 25. The webinars can be accessed through an Adobe Connect session by going to <http://connect.ksre.ksu.edu/gpdnseminars/>, enter as a guest by typing in your name. Audio is available once you log in, if the system does not offer to call you, you can call 1-866-910-4857, enter participant code 447113. These webinars are open to anyone who would like to attend and begin at 9:00 am MT/10:00 am CT.

Following the live webinars, since they are recorded, they can be viewed at [www.gpdn.org](http://www.gpdn.org). In the case of the Onion PIPE webinar by Dr. Howard Schwartz, the audio recording was not working properly. Only his slides and video are recorded, there is no sound.

Remaining webinars include the following speakers and topics:

Date	Speaker	Topic	Affiliation
April 4	Amy Dreves	Spotted Wing Drosophila	OSU
April 11	Tim Murray	Rust Alternate Hosts	WSU
April 18	Ned Tisserat	Bacterial Diseases: <i>Xanthomonas translucens</i>	CSU
April 25*	Phil Nolte	Zebra Chip	U of I

\*April 25 has been 'penciled in' to make up for the cancelled March 7 webinar with Phil Nolte as long as this dates still works for Dr. Nolte. Dr. Nolte had a conflict arise for the March 7 date. 



Western Plant Diagnostic Network

## APHIS Expands the Regulated Area for the Asian Citrus Psyllid

On March 2, APHIS in cooperation with the California Department of Food and Agriculture (CDFA) has expanded the regulated area for the Asian citrus psyllid (ACP) in California. The recent detection of ACP in San Clemente, Orange County, California,



Adult Asian citrus psyllid. Photo courtesy of Jeffrey W. Lotz, Florida Department of Agriculture and Consumer Services, Bugwood.org

resulted in expansion of the ACP regulated area to include the Camp Pendleton area of San Diego County.

APHIS is applying restrictions on the interstate movement of regulated articles from the expanded regulated area that are parallel to the intrastate quarantine that has been imposed by CDFA. These actions are necessary in order to prevent

the spread of ACP to noninfested areas of the United States. ACP is considered to be present only in some areas in California and subject to official control via parallel State and Federal quarantines.

Click to read the [full announcement.](#) 

## Upcoming Events

### National Events

May 21–25, 2012  
[Fourth International Workshop on Oomycetes](#)  
College Park, MD

### Regional Events

April 3–5, 2012  
NEPDN Meeting  
White Plains, NY

July 23–26, 2012  
National Plant Board 2012 Annual Meeting  
Mystic, CT

August 4–8, 2012  
[2012 APS Annual Meeting](#)  
Providence, RI

November 11–14, 2012  
[Entomology 2012, ESA 60<sup>th</sup> Annual Meeting](#)  
Knoxville, TN

Rachel McCarthy, Editor  
NEPDN  
Cornell University

